


# “MBRV” Modular Relief Valves



The valve can reduce pressure valve of one return road in system. There are three kinds pressure adjustment range.

Max. Pressure 21MPa  
 Max. Flow :  
 Size 02 up to 35L/min  
 Size 03 up to 50L/min

## Ordering details

MBRV	-02	-P	-3	-A
Sort	Size	Port number	Pressure adj.range MPa	Direction of knob
MBRV : Modular Reducing Valves	02	P: P port A: A port	1: 0.7-7.0 2: 3.5-14.0	A: A port side B: B port side
	03	B: B port	3: 7.0-21.0	standard type

## Symbols

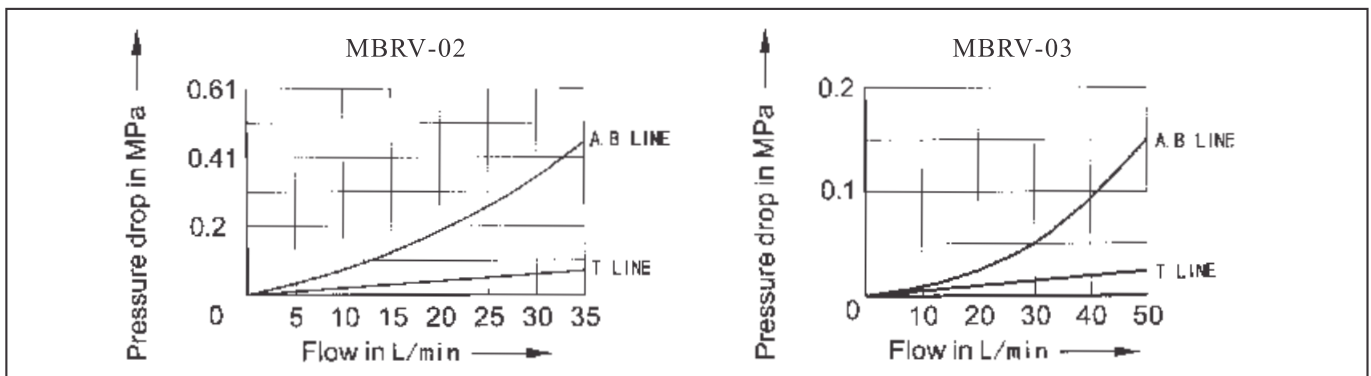
Type	MBRV- P	MBRV- A	MBRV- B
Symbols			

## Technical data

Type	Max.pressure MPa	Pressure adj. range MPa	Max.flow L/min	Weight Kg
MBRV-02	21	See ordering details	35	1.3
MBRV-03			50	2.8

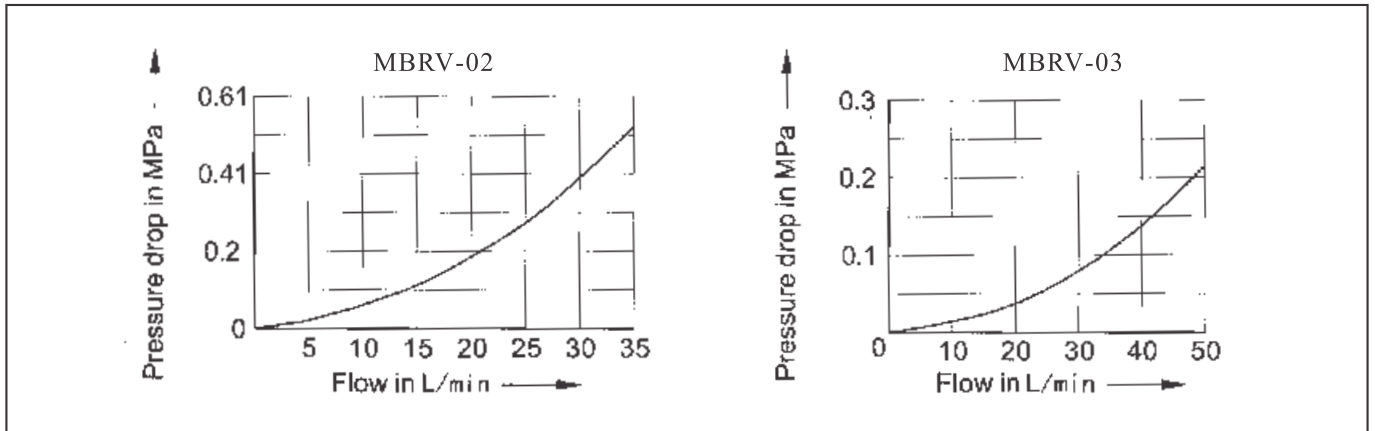
## Characteristic Curves : Min.steady flow

(measured at v=35mm<sup>2</sup>/s and t=50°C)



### Characteristic Curves : Pressure drop

(measured at  $v=35\text{mm}^2/\text{s}$  and  $t=50^\circ\text{C}$ )



### Installation dimensions

