


## “MTCV” Modular Throttle And Check Valves



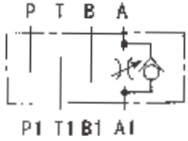
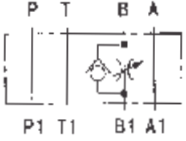
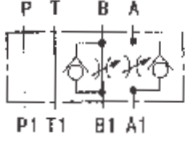
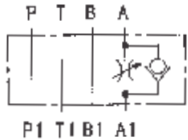
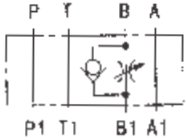
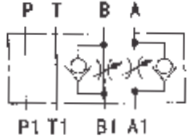
The valve can control pressure value of one oil road in system.  
Mainfold pressure can be come trued by adjustment handle.

Max. Pressure 21MPa  
Max. Flow :  
Size 02 up to 35L/min  
Size 03 up to 70L/min

### Ordering details

MTCV	-02	-A	-O
Sort	Size	Port number	Control type
MSCV : Module Throttle And Check Valves	02	A: A port B: B port	O: Meter out I: Meter in
	03	W: A B port	

### Symbols

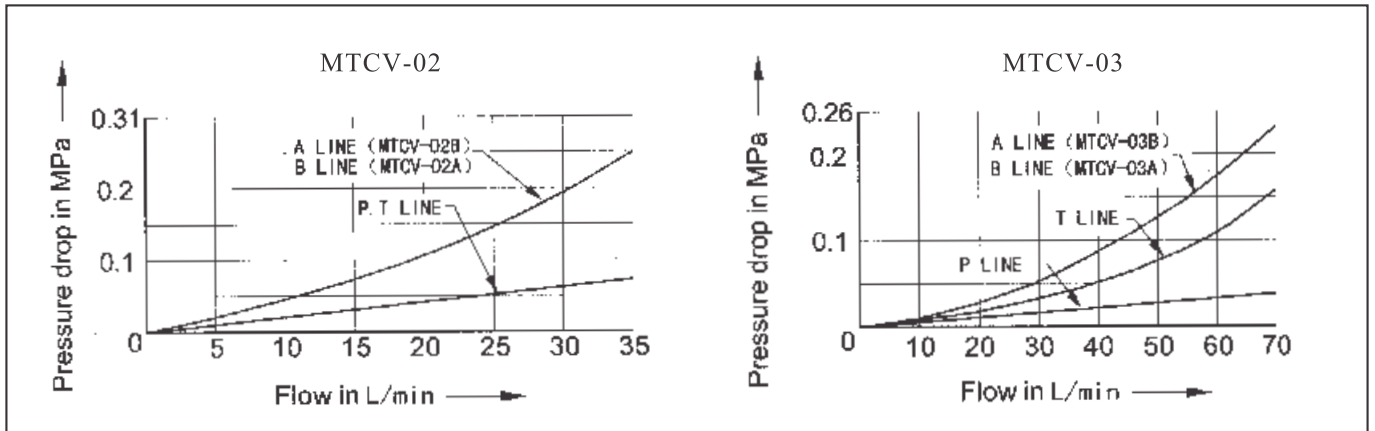
Type	MTCV- A-O	MTCV- B-I	MTCV- W-I
Meter out			
Type	MTCV- A-I	MTCV- B-O	MTCV- W-O
Meter out			

### Technical data

Type	Max.pressure MPa	Pressure adj. range MPa	Max.flow L/min	Weight Kg
MTCV-02	21	See ordering details	35	1.3
MTCV-03			70	2.8

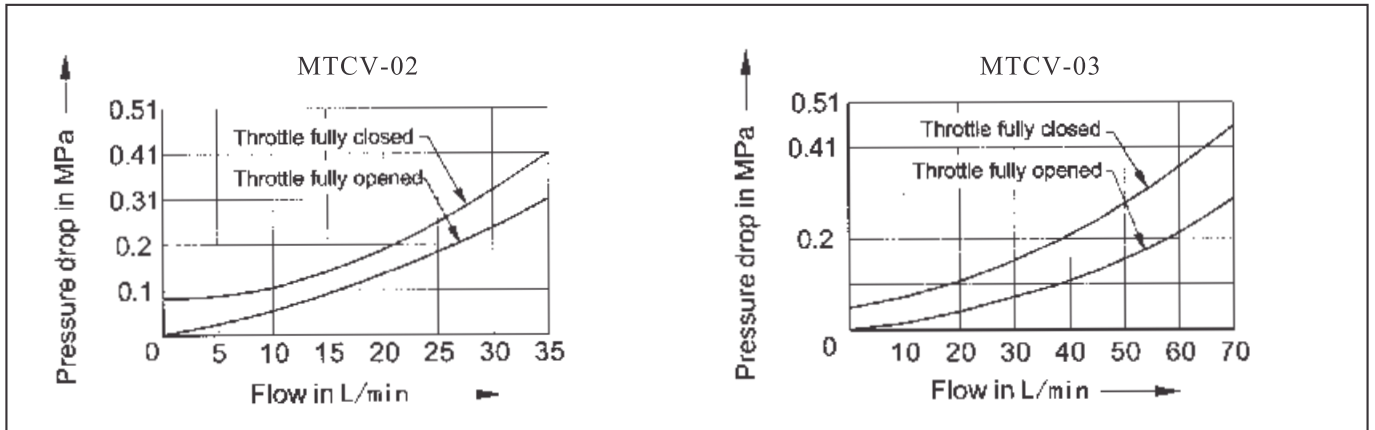
### Characteristic Curves : Pressure drop

(measured at  $v=35\text{mm}^2/\text{s}$  and  $t=50^\circ\text{C}$ )



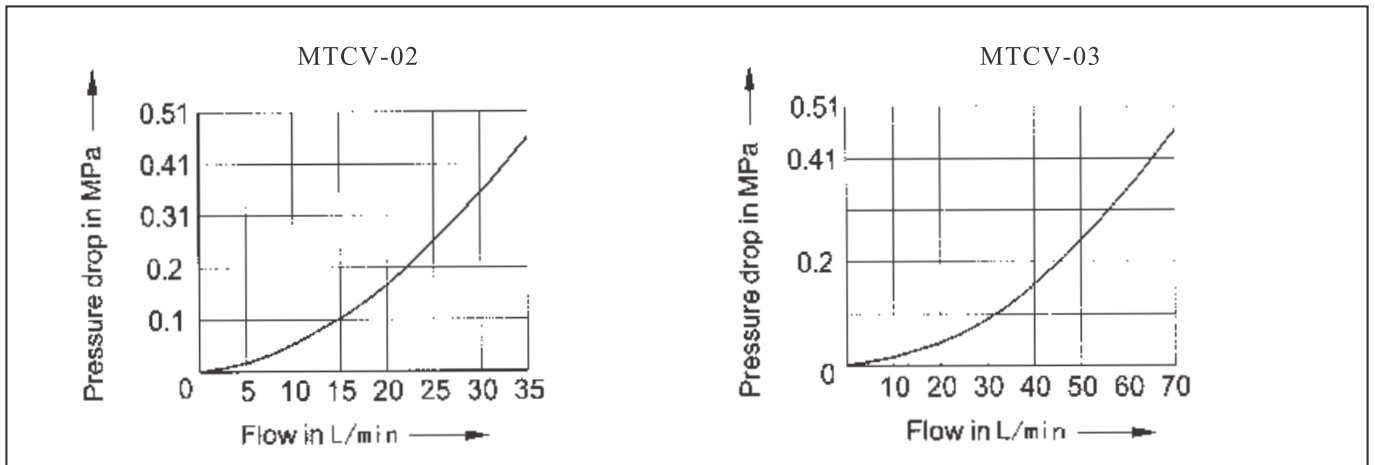
### Characteristic Curves : Pressure drop for free flow

(measured at  $v=35\text{mm}^2/\text{s}$  and  $t=50^\circ\text{C}$ )



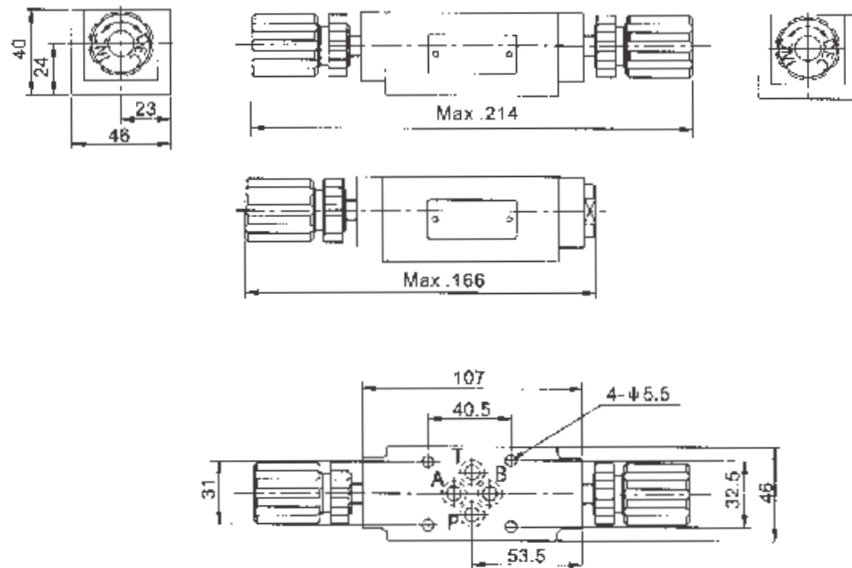
### Characteristic Curves : Pressure drop at throttle fully opened

(measured at  $v=35\text{mm}^2/\text{s}$  and  $t=50^\circ\text{C}$ )



### Installation dimensions

● MTCV-02



● MTCV-03

